

Features

- Extreme wavelength thermal stability
- Low IL and PDL
- Robust hermetic packaging
- Easy routing -all fibers on same side



Applications

- FBG sensing system
- System monitoring
- Test & measurement
- Instrumentation

Product Description

Primanex Athermal Reference Filters are based on advanced etalon technology. With Primanex unique opto-mechanical design and advanced packaging techniques, the filters demonstrate extreme wavelength stability under varied environmental conditions including temperature and humidity.

Built by a proprietary precision tuning technique, the filters come with an option of ITU targeting accuracy within +/- 1.25GHz. This ITU-targeted filter can be used in WDM system channel monitoring and wavelength locking. A special option is also available for customer to select specific wavelengths for precision targeting.

The filters come in a transmission form, and come with a broad design options including etalon finesse, channel spacing (FSR) and operating wavelength range. The customer friendly product design enables the Athermal Reference Filters to be utilized in a spectrum of diverse applications including telecommunication, wavelength referencing and calibrating in fiber-optics sensing system, test & measurement instrumentation, and laser wavelength stabilization.

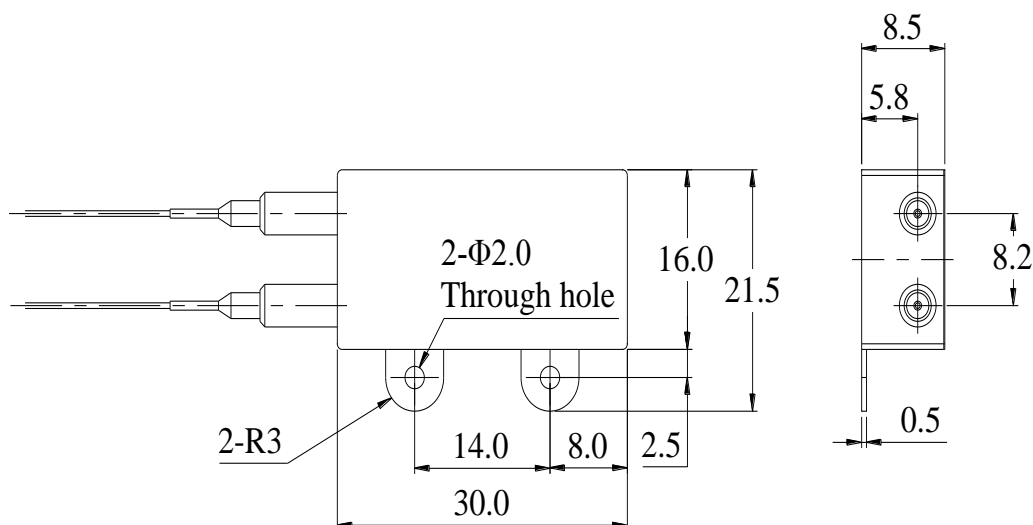
Specifications

Item	Unit	Parameters		Notes
Wavelength Range	nm	1525 ~ 1565		Customizable
Insertion Loss	dB	3.0		
Polarization Dependent Loss	dB	0.1		
Polarization Dependent Accuracy	GHz	+/- 0.1		
Channel Spacing (FSR)	GHz	100		50G and 200G available upon request
Thermal Stability	GHz	≤ +/- 0.8		
Finesse		7	14	Other finesses available upon request
Bandwidth@3dB	GHz	≤ 16	≤ 9	
Contrast	dB	≥ 13	≥ 18	
Back Reflection	dB	≥ 20		
Maximum Optical Power	mW	500		
Operating Temperature	°C	-5 ~ 70		Wider temperature range available upon request
Storage Temperature	°C	-40 ~ 85		
Fiber Type	N/A	SMF-28e+		
Dimension (L×W×H)	mm	30 × 21.5 × 8.5		

*. All the specifications are based on the devices without connector, and guaranteed over wavelength, polarization and temperature.

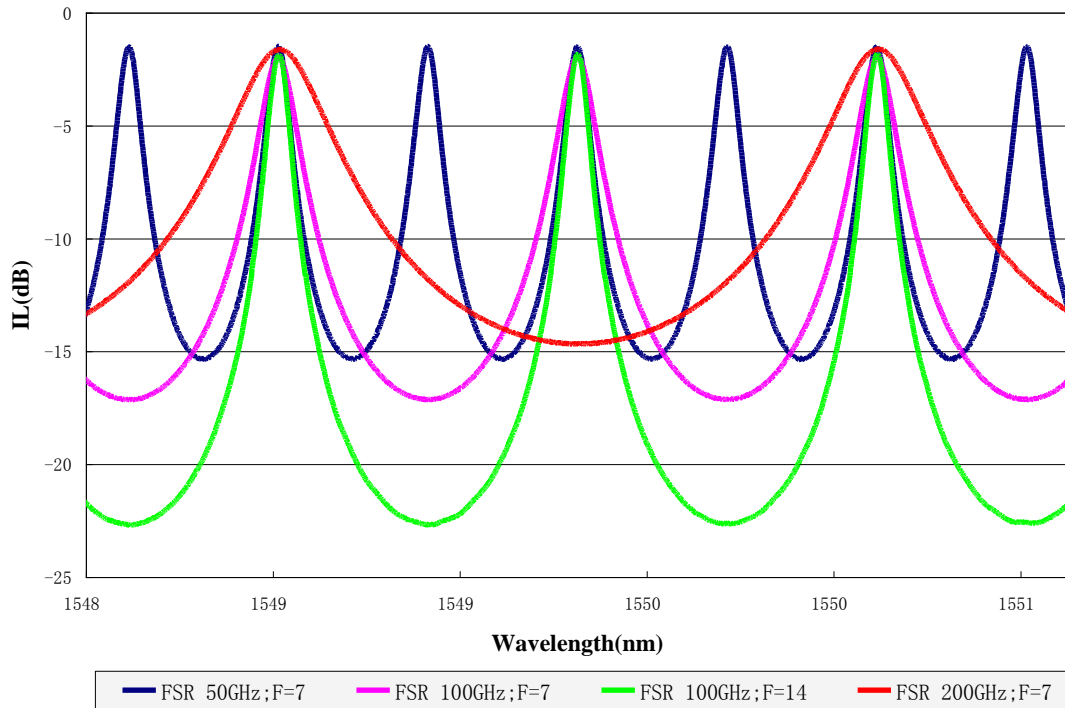
**. Specifications are subject to change without notice.

Dimensions Drawing (mm)

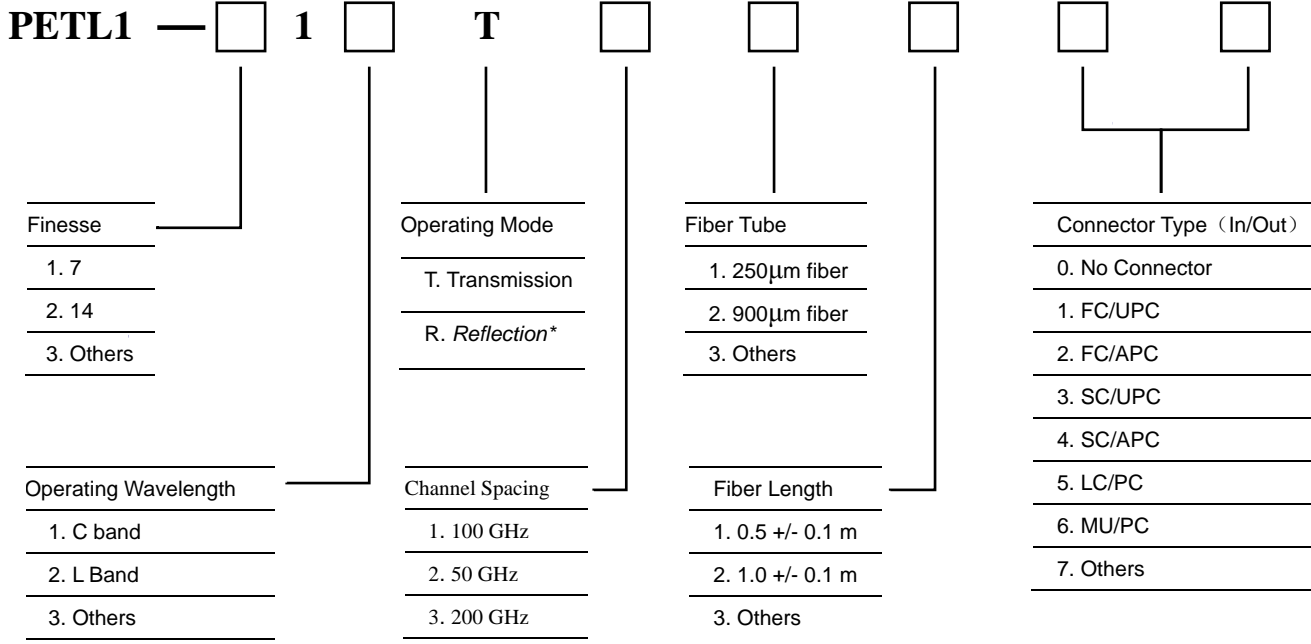




Spectral Plot:



Ordering Information (Example: PETL1-111T21100)



*. Device at Reflection mode is available upon request, and shares same dimension and appearance as those of transmission-type device.

All statements, technical information and recommendations related to the products herein are based upon information believed to be reliable or accurate. However, the accuracy or completeness thereof is not guaranteed, and no responsibility is assumed for any inaccuracies. The user assumes all risks and liability whatsoever in connection with the use of a product or its application. Primanex reserves the right to change at any time without notices the design, specifications, function, fit or form of its products described herein, including withdrawal at any time of a product offered for sale herein. Primanex makes no representations that the products herein are free from any intellectual property claims of others. Please contact Primanex for more information. Primanex and the Primanex logo are trademarks of Primanex Corporation. Other trademarks are the property of their respective holders.